




PIDG

TE Internal #: 165590-1

Crimp Wire Pins, Tabs & Ferrules, Shur-Plug, Pin Diameter 3.96 mm [.156 in], 20 – 15 AWG Wire Size, .5 – 1.5 mm² Wire Size, PIDG

[View on TE.com >](#)

Terminals & Splices > Crimp Wire Pins, Tabs & Ferrules > PIDG Shur Plugs



Crimp Wire Pin, Tab & Ferrule Terminal Type: **Shur-Plug**

Pin Diameter: **3.96 mm [.156 in]**

Accepts Wire Insulation Diameter Range: **3.5 mm [.138 in]**

Wire Size: **.5 – 1.5 mm²**

[All PIDG Shur Plugs \(7\)](#)

Features

Product Type Features

Sealable	No
Wire Insulation Support Retention Type	Insulation Support

Configuration Features

Compatible With Wire & Cable Type	Discrete Wire
-----------------------------------	---------------

Body Features

Insulation Sleeve Material	Copper
Double Wire	No

Contact Features

Crimp Wire Pin, Tab & Ferrule Terminal Type	Shur-Plug
Barrel Type	Closed
Terminal Plating Material	Tin
Pin Type	Crimp
Pin Style	Round
Terminal Orientation	Straight



Termination Features

Bullet Terminal	Without
-----------------	---------

Mechanical Attachment

Wire Insulation Support	With
-------------------------	------

Dimensions

Pin Diameter	3.96 mm [.156 in]
Accepts Wire Insulation Diameter Range	3.5 mm [.138 in]
Wire Size	1022 – 3257 CMA
Terminal Material Thickness	.79 mm [.031 in]
Overall Product Length	22.7 mm [.9 in]

Usage Conditions

Insulation Option	Partially Insulated
Operating Temperature Range	105 °C [221 °F]

Operation/Application

Heavy Duty	No
------------	----

Packaging Features

Packaging Method	Box
------------------	-----

Other

Barrel Color	Red
--------------	-----

Product Compliance

[For compliance documentation, visit the product page on TE.com>](#)

EU RoHS Directive 2011/65/EU	Compliant
EU ELV Directive 2000/53/EC	Not Yet Reviewed
China RoHS 2 Directive MIIT Order No 32, 2016	No Restricted Materials Above Threshold
EU REACH Regulation (EC) No. 1907/2006	Current ECHA Candidate List: JUNE 2022 (224) Candidate List Declared Against: JAN 2022 (223) Does not contain REACH SVHC
Halogen Content	Low Halogen - Br, Cl, F, I < 900 ppm per homogenous material. Also BFR/CFR/PVC Free
Solder Process Capability	Not applicable for solder process capability

Product Compliance Disclaimer

This information is provided based on reasonable inquiry of our suppliers and represents our current actual knowledge based on the information they provided. This information is subject to change. The part numbers that TE has identified as EU RoHS compliant have a maximum concentration of 0.1% by weight in homogenous materials for lead, hexavalent chromium, mercury, PBB, PBDE, DBP, BBP, DEHP, DIBP, and 0.01% for cadmium, or qualify for an exemption to these limits as defined in the Annexes of Directive 2011/65/EU (RoHS2). Finished electrical and electronic equipment products will be CE marked as required by Directive 2011/65/EU. Components may not be CE marked. Additionally, the part numbers that TE has identified as EU ELV compliant have a maximum concentration of 0.1% by weight in homogenous materials for lead, hexavalent chromium, and mercury, and 0.01% for cadmium, or qualify for an exemption to these limits as defined in the Annexes of Directive 2000/53/EC (ELV). Regarding the REACH Regulation, the information TE provides on SVHC in articles for this part number is based on the latest European Chemicals Agency (ECHA) 'Guidance on requirements for substances in articles' posted at this URL: <https://echa.europa.eu/guidance-documents/guidance-on-reach>

Compatible Parts




TE Part # 2-1377174-5
SMP 0-0165590-1




TE Part # 35240
BODY, SHUR-PLUG, 16-14

Also in the Series | PIDG




Compression Connectors(17)




Crimp Terminal Housings(1)




Crimp Wire Pins, Tabs & Ferrules(41)




Hand Crimping Tools(2)




Knife Disconnects(11)




PCB Terminals(9)



Quick Disconnects(53)



Ring Terminals & Spade Terminals(861)



Special Purpose Terminals(1)



Splices(48)

Documents

Product Drawings

[TERM, SHUR PLUG, 4MM PIN, 22-16](#)

English

CAD Files

Customer View Model

[ENG_CVM_165590-1_A.3d_igs.zip](#)

English

Customer View Model

[ENG_CVM_165590-1_A.3d_stp.zip](#)

English

Customer View Model

[ENG_CVM_165590-1_A.2d_dxf.zip](#)

English

[3D PDF](#)

English

[3D PDF](#)

3D

Customer View Model

[ENG_CVM_CVM_165590-1_A.2d_dxf.zip](#)

English

Customer View Model

[ENG_CVM_CVM_165590-1_A.3d_igs.zip](#)

English

Customer View Model

[ENG_CVM_CVM_165590-1_A.3d_stp.zip](#)

English

By downloading the CAD file I accept and agree to the [Terms and Conditions](#) of use.

Datasheets & Catalog Pages

[PIDG TERMINALS & SPLICES Quick Reference Guide](#)

English